

Scaled data based on original data using  
LM-79-08 Approved Method: Electrical and Photometric Measurements of Solid-  
State Lighting Products

Test Report Prepared for  
Cooper Lighting Solutions  
(formerly Eaton)

Brand: McGRAW-EDISON

Report Number: P387035

Luminaire Tested: **GWC-SA2D-730-U-SLL**

Issue Date: 3/3/2020

**Test Information**

Test Method: LM-79-08  
Report Number: P387035  
TEST IS SCALED FROM IESNA LM-79-08 TEST DATA (G2-1903-205-26)  
Test Lab: INNOVATION CENTER  
Issue Date: 3/3/2020  
Manufacturer: COOPER LIGHTING SOLUTIONS (FORMERLY EATON)  
Product Line: MCGRAW-EDISON  
Catalog Number: GWC-SA2D-730-U-SLL  
Description: GALLEON WALL LUMINAIRE  
(2) 70 CRI, 3000K, 1200mA LIGHTSQUARES WITH 16 LEDS EACH AND SPILL LIGHT  
ELIMINATOR LEFT OPTICS  
Light Source: -  
Ballast/Driver: ELECTRONIC DRIVER

**Summary**

Lumens per Lamp: N/A  
Luminaire Lumens: 12960 lumens  
Efficiency: N/A  
Efficacy: 100.5 lumens/watt  
Luminous Opening: Rectangular (W 1' x L: 0.5' x H: 0')  
IES Classification: Type III - Medium  
BUG Rating: B2 - U0 - G3

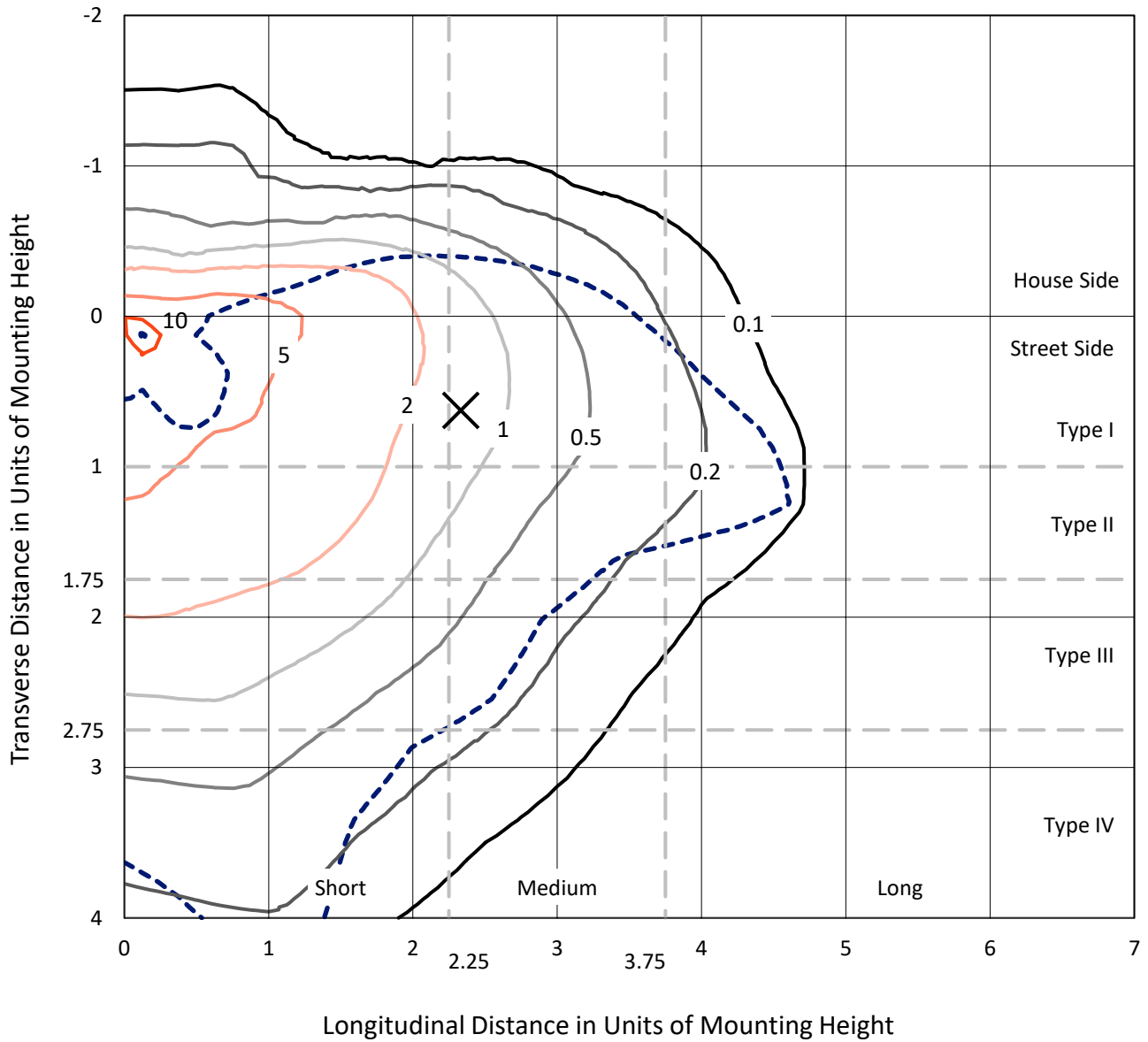
Input Watts (W): 129  
Input Voltage (V): NR  
Input Current (Ain): NR  
Voltage Rise (V): NR  
Power Factor: NR  
Total Harmonic Distortion (THDi): NR  
Frequency (hertz): 60  
Stabilization Time: NR  
Operation Time: NR  
Ambient Temperature (°C): NR  
Test Distance: 24 FT



REPORT NUMBER: P387035  
 CATALOG NUMBER: GWC-SA2D-730-U-SLL

### Iso-Footcandle Lines of Horizontal Illumination

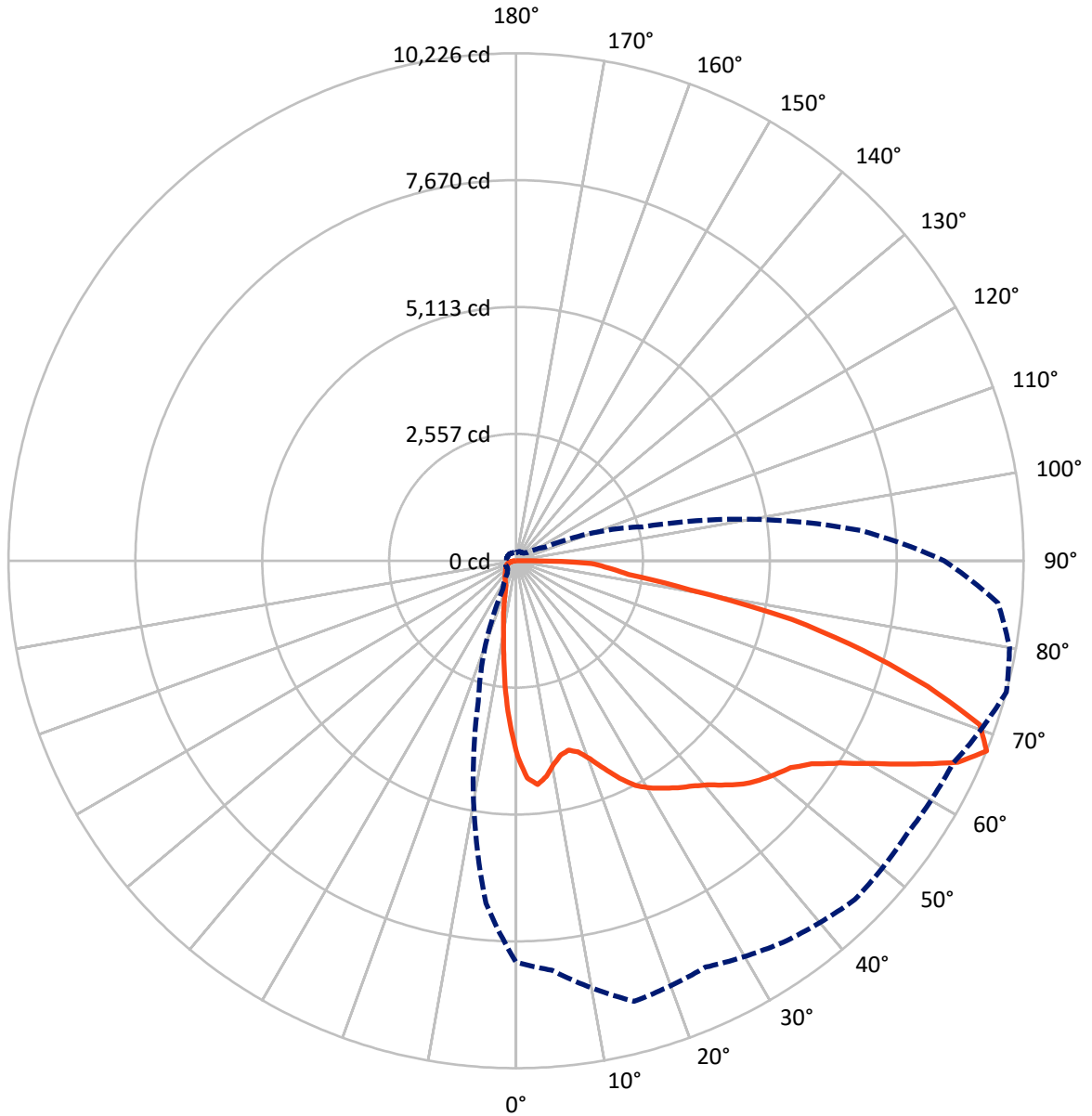
✕ Max cd  
 - - - 1/2 Max cd



Based on 20 foot mounting height. Maximum calculated value = 12.4 fc  
 Type III - Medium - N/A

REPORT NUMBER: P387035  
CATALOG NUMBER: GWC-SA2D-730-U-SLL

### Luminous Intensity Polar Plot



— Vertical Plane Through 75-Deg Lateral    - - - Horizontal Cone Through 67.5-Deg Vertical

REPORT NUMBER: P387035

CATALOG NUMBER: GWC-SA2D-730-U-SLL

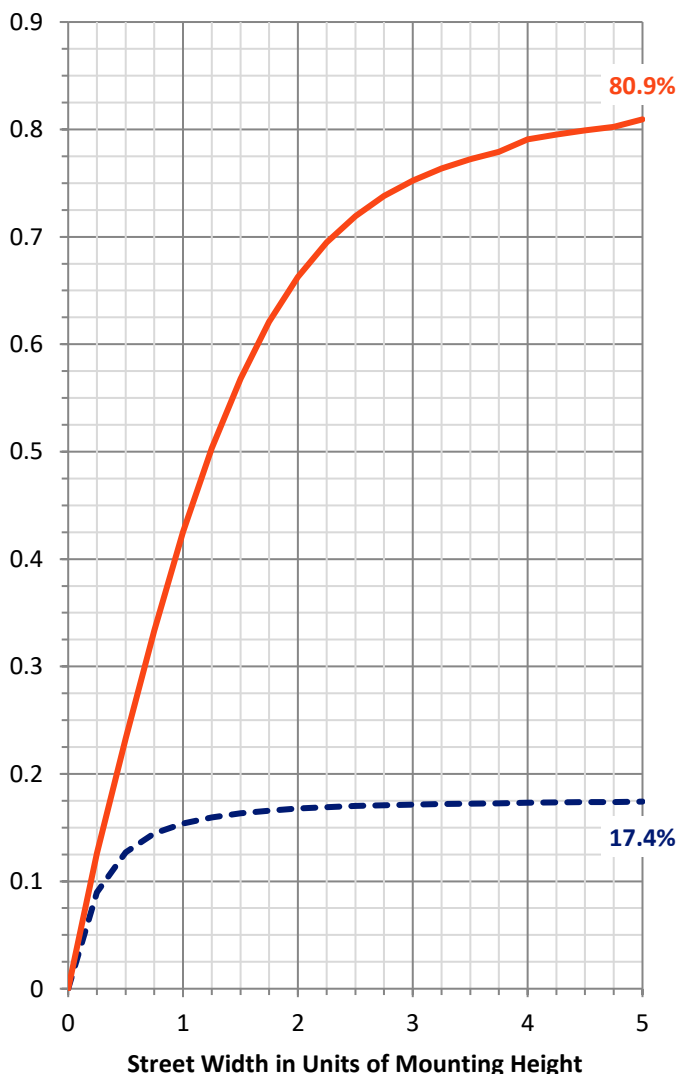
**FLUX DISTRIBUTION:**

		Downward	Upward	Total
<b>House Side</b>	Lumens	2282.6	0.0	2282.6
	% Fixture	17.6	0.0	17.6
<b>Street Side</b>	Lumens	10677.4	0.0	10677.4
	% Fixture	82.4	0.0	82.4
<b>Total</b>	Lumens	12960.0	0.0	12960.0
	% Fixture	100.0	0.0	100.0

**ZONAL LUMENS:**

Zone	Lumens	% Fixture
0°-10°	304.7	2.4
10°-20°	633.0	4.9
20°-30°	900.3	6.9
30°-40°	1297.3	10.0
40°-50°	1828.3	14.1
50°-60°	2541.7	19.6
60°-70°	3073.6	23.7
70°-80°	1889.3	14.6
80°-90°	491.6	3.8
90°-100°	0.0	0.0
100°-110°	0.0	0.0
110°-120°	0.0	0.0
120°-130°	0.0	0.0
130°-140°	0.0	0.0
140°-150°	0.0	0.0
150°-160°	0.0	0.0
160°-170°	0.0	0.0
170°-180°	0.0	0.0
0°-90°	12960.0	100.0
0°-180°	12960.0	100.0

**Coefficient of Utilization**



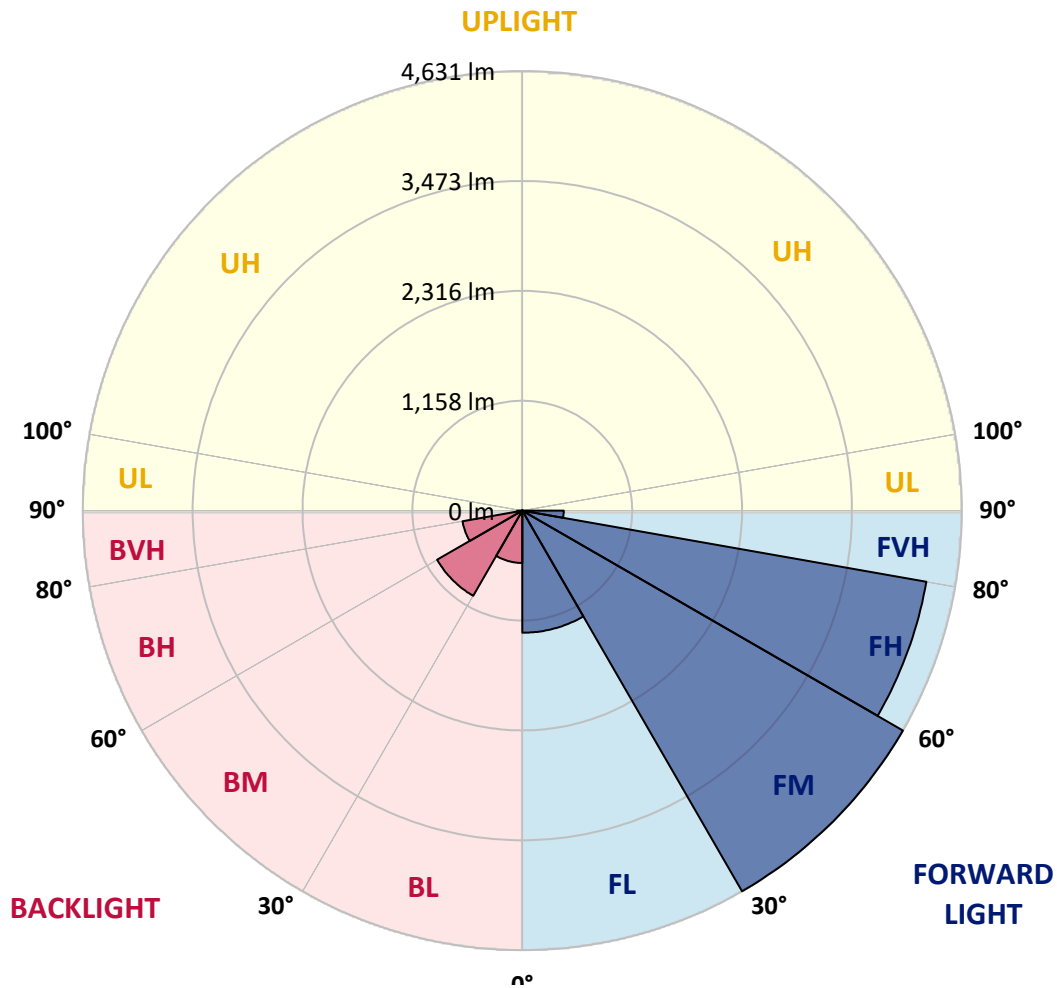
REPORT NUMBER: P387035

CATALOG NUMBER: GWC-SA2D-730-U-SLL

**LUMINAIRE CLASSIFICATION SYSTEM LUMEN TABLE AND BUG RATING:**

Zone	Lumens	% Fixture	Zone Rating/Lumen Limit		
			B	U	G
FL (0°-30°)	1286.8	9.9			
FM (30°-60°)	4631.2	35.7			
FH (60°-80°)	4323.0	33.4			G2/5000
FVH (80°-90°)	436.4	3.4			G3/500
BL (0°-30°)	551.3	4.3	B2/1000		
BM (30°-60°)	1036.1	8.0	B2/2500		
BH (60°-80°)	640.0	4.9	B2/1000		G2/1000
BVH (80°-90°)	55.2	0.4			G1/100
UL (90°-100°)	0.0	0.0		U0/0	
UH (100°-180°)	0.0	0.0		U0/0	

**BUG Rating: B2-U0-G3**  
 Type III Medium





REPORT NUMBER: P387035

CATALOG NUMBER: GWC-SA2D-730-U-SLL

**CANDELA DISTRIBUTION (FULL):**

	0°	5°	10°	15°	20°	25°	30°	35°	40°	45°	50°
0°	3948.3	3948.3	3948.3	3948.3	3948.3	3948.3	3948.3	3948.3	3948.3	3948.3	3948.3
2.5°	4208.4	4263.9	4302.2	4340.0	4369.6	4398.6	4441.1	4483.6	4491.9	4499.6	4483.1
5°	4183.6	4318.8	4433.8	4548.3	4654.6	4760.8	4824.5	4888.3	4901.2	4914.2	4874.3
7.5°	3915.7	4115.2	4314.7	4514.1	4697.1	4880.0	4991.4	5102.3	5127.6	5152.5	5087.2
10°	3611.0	3843.1	4088.2	4333.3	4574.3	4815.2	4976.3	5137.5	5169.6	5201.7	5120.4
12.5°	3379.4	3632.8	3894.4	4156.1	4410.5	4664.4	4831.3	4998.1	5038.0	5077.9	5018.8
15°	3290.3	3568.0	3814.1	4060.2	4282.0	4503.3	4640.1	4776.3	4792.9	4809.0	4799.6
17.5°	3379.4	3685.6	3908.4	4130.7	4251.4	4371.7	4426.6	4481.0	4499.1	4516.7	4540.6
20°	3640.0	3970.6	4127.6	4284.1	4278.9	4273.2	4246.8	4219.8	4215.2	4210.5	4277.9
22.5°	4012.1	4396.0	4458.7	4520.9	4375.3	4229.7	4141.1	4052.0	4034.3	4016.2	4087.7
25°	4448.9	4857.7	4846.3	4834.4	4557.2	4279.4	4110.5	3941.6	3921.9	3902.2	3963.4
27.5°	4924.0	5314.7	5240.1	5165.5	4788.8	4412.1	4167.0	3921.9	3902.2	3882.5	3936.4
30°	5295.5	5649.9	5530.2	5410.6	4984.1	4557.7	4266.5	3975.3	3943.1	3910.5	3976.8
32.5°	5610.0	5911.6	5751.0	5590.4	5142.7	4695.0	4379.9	4064.9	4014.6	3964.4	4053.0
35°	5937.5	6172.8	5946.8	5720.4	5284.1	4847.3	4514.1	4180.5	4118.8	4057.1	4178.9
37.5°	6305.9	6501.3	6176.9	5852.0	5443.2	5034.4	4715.2	4395.5	4332.3	4269.1	4424.5
40°	6695.1	6857.8	6425.1	5992.4	5617.3	5242.2	4993.4	4744.2	4684.1	4623.5	4812.1
42.5°	7035.5	7154.1	6656.2	6158.2	5827.1	5495.5	5320.4	5144.7	5144.2	5143.2	5334.4
45°	7292.0	7395.1	6848.9	6302.3	6031.8	5760.8	5669.6	5578.4	5651.5	5724.6	5897.6
47.5°	7504.9	7574.9	7010.6	6445.8	6266.0	6086.2	6099.7	6113.2	6261.9	6410.6	6522.0
50°	7748.5	7692.0	7157.2	6622.0	6566.6	6511.1	6632.4	6753.1	6924.1	7094.5	7170.2
52.5°	8012.2	7862.5	7356.2	6849.5	6911.6	6973.8	7220.5	7467.1	7639.6	7812.2	7840.7
55°	8486.3	8256.8	7722.0	7186.8	7306.5	7425.6	7787.8	8149.5	8284.2	8418.9	8429.3
57.5°	9020.5	8816.9	8234.5	7652.1	7780.6	7909.1	8327.2	8744.9	8890.5	9035.5	9015.3
60°	9226.2	9236.1	8721.0	8205.5	8335.0	8464.5	8871.8	9279.1	9446.4	9613.3	9568.7
62.5°	9019.0	9262.0	8986.8	8711.2	8828.8	8945.9	9344.9	9743.9	9915.4	10086.9	10009.2
65°	8609.1	8850.1	8973.4	9096.7	9135.6	9174.4	9547.0	9919.0	10050.6	10181.7	10142.3
67.5°	8087.8	8282.7	8737.6	9192.0	9113.8	9035.5	9210.2	9384.8	9520.0	9655.3	9633.0
70°	7484.2	7716.3	8323.1	8929.8	8545.4	8160.4	8088.4	8016.3	8162.5	8308.1	8217.9
72.5°	6401.8	6752.0	7399.2	8045.9	7337.6	6629.2	6383.1	6137.0	6322.0	6507.0	6363.4
75°	4835.4	5300.2	6015.2	6729.8	5884.7	5039.6	4711.0	4382.5	4541.6	4700.7	4602.2
77.5°	3362.8	3945.7	4649.9	5354.1	4495.0	3635.4	3391.3	3146.7	3194.4	3241.6	3225.0
80°	2292.8	2676.3	3167.5	3658.2	3086.1	2514.1	2533.2	2551.9	2529.6	2506.8	2540.0
82.5°	1437.9	1707.8	2087.1	2465.9	2162.3	1858.6	2032.7	2206.8	2121.3	2035.3	2067.4
85°	809.9	974.6	1345.6	1716.1	1599.5	1482.4	1584.5	1686.1	1553.4	1420.8	1479.3
87.5°	154.4	257.0	744.6	1231.6	1118.2	1004.7	873.1	741.5	565.8	390.2	570.0
90°	0.0	0.0	0.0	0.0	0.0	0.0	0.0	0.0	0.0	0.0	0.0
92.5°	0.0	0.0	0.0	0.0	0.0	0.0	0.0	0.0	0.0	0.0	0.0
95°	0.0	0.0	0.0	0.0	0.0	0.0	0.0	0.0	0.0	0.0	0.0
97.5°	0.0	0.0	0.0	0.0	0.0	0.0	0.0	0.0	0.0	0.0	0.0
100°	0.0	0.0	0.0	0.0	0.0	0.0	0.0	0.0	0.0	0.0	0.0
102.5°	0.0	0.0	0.0	0.0	0.0	0.0	0.0	0.0	0.0	0.0	0.0
105°	0.0	0.0	0.0	0.0	0.0	0.0	0.0	0.0	0.0	0.0	0.0
107.5°	0.0	0.0	0.0	0.0	0.0	0.0	0.0	0.0	0.0	0.0	0.0



REPORT NUMBER: P387035  
 CATALOG NUMBER: GWC-SA2D-730-U-SLL

**CANDELA DISTRIBUTION (continued):**

	0°	5°	10°	15°	20°	25°	30°	35°	40°	45°	50°
112.5°	0.0	0.0	0.0	0.0	0.0	0.0	0.0	0.0	0.0	0.0	0.0
115°	0.0	0.0	0.0	0.0	0.0	0.0	0.0	0.0	0.0	0.0	0.0
117.5°	0.0	0.0	0.0	0.0	0.0	0.0	0.0	0.0	0.0	0.0	0.0
120°	0.0	0.0	0.0	0.0	0.0	0.0	0.0	0.0	0.0	0.0	0.0
122.5°	0.0	0.0	0.0	0.0	0.0	0.0	0.0	0.0	0.0	0.0	0.0
125°	0.0	0.0	0.0	0.0	0.0	0.0	0.0	0.0	0.0	0.0	0.0
127.5°	0.0	0.0	0.0	0.0	0.0	0.0	0.0	0.0	0.0	0.0	0.0
130°	0.0	0.0	0.0	0.0	0.0	0.0	0.0	0.0	0.0	0.0	0.0
132.5°	0.0	0.0	0.0	0.0	0.0	0.0	0.0	0.0	0.0	0.0	0.0
135°	0.0	0.0	0.0	0.0	0.0	0.0	0.0	0.0	0.0	0.0	0.0
137.5°	0.0	0.0	0.0	0.0	0.0	0.0	0.0	0.0	0.0	0.0	0.0
140°	0.0	0.0	0.0	0.0	0.0	0.0	0.0	0.0	0.0	0.0	0.0
142.5°	0.0	0.0	0.0	0.0	0.0	0.0	0.0	0.0	0.0	0.0	0.0
145°	0.0	0.0	0.0	0.0	0.0	0.0	0.0	0.0	0.0	0.0	0.0
147.5°	0.0	0.0	0.0	0.0	0.0	0.0	0.0	0.0	0.0	0.0	0.0
150°	0.0	0.0	0.0	0.0	0.0	0.0	0.0	0.0	0.0	0.0	0.0
152.5°	0.0	0.0	0.0	0.0	0.0	0.0	0.0	0.0	0.0	0.0	0.0
155°	0.0	0.0	0.0	0.0	0.0	0.0	0.0	0.0	0.0	0.0	0.0
157.5°	0.0	0.0	0.0	0.0	0.0	0.0	0.0	0.0	0.0	0.0	0.0
160°	0.0	0.0	0.0	0.0	0.0	0.0	0.0	0.0	0.0	0.0	0.0
162.5°	0.0	0.0	0.0	0.0	0.0	0.0	0.0	0.0	0.0	0.0	0.0
165°	0.0	0.0	0.0	0.0	0.0	0.0	0.0	0.0	0.0	0.0	0.0
167.5°	0.0	0.0	0.0	0.0	0.0	0.0	0.0	0.0	0.0	0.0	0.0
170°	0.0	0.0	0.0	0.0	0.0	0.0	0.0	0.0	0.0	0.0	0.0
172.5°	0.0	0.0	0.0	0.0	0.0	0.0	0.0	0.0	0.0	0.0	0.0
175°	0.0	0.0	0.0	0.0	0.0	0.0	0.0	0.0	0.0	0.0	0.0
177.5°	0.0	0.0	0.0	0.0	0.0	0.0	0.0	0.0	0.0	0.0	0.0
180°	0.0	0.0	0.0	0.0	0.0	0.0	0.0	0.0	0.0	0.0	0.0





REPORT NUMBER: P387035

CATALOG NUMBER: GWC-SA2D-730-U-SLL

**CANDELA DISTRIBUTION (continued):**

	55°	60°	65°	70°	75°	80°	85°	90°	95°	100°	105°
0°	3948.3	3948.3	3948.3	3948.3	3948.3	3948.3	3948.3	3948.3	3948.3	3948.3	3948.3
2.5°	4466.5	4457.7	4448.9	4417.3	4385.1	4337.5	4298.1	4229.7	4192.4	4135.9	4079.4
5°	4833.8	4777.9	4721.9	4625.6	4528.7	4420.9	4297.0	4159.7	4056.1	3921.4	3786.7
7.5°	5021.9	4891.4	4760.3	4575.3	4389.8	4222.9	4027.1	3844.7	3689.2	3514.1	3339.0
10°	5039.0	4843.2	4646.8	4406.4	4165.4	3962.8	3737.4	3534.8	3348.3	3147.3	2945.7
12.5°	4959.2	4750.9	4542.1	4277.4	4012.1	3782.0	3539.5	3312.6	3105.8	2884.6	2662.8
15°	4790.3	4624.0	4457.2	4209.0	3960.8	3728.6	3493.4	3224.5	2990.8	2764.3	2537.4
17.5°	4563.9	4485.1	4405.9	4226.6	4046.8	3845.7	3617.7	3302.2	3028.6	2782.5	2536.4
20°	4344.7	4373.7	4402.2	4330.7	4259.2	4098.1	3899.1	3544.7	3195.4	2873.7	2551.4
22.5°	4158.7	4298.1	4436.9	4492.4	4547.3	4450.4	4295.0	3885.1	3422.9	3002.7	2582.5
25°	4024.0	4255.1	4486.2	4670.6	4854.6	4811.6	4691.9	4298.6	3724.5	3188.7	2652.4
27.5°	3990.3	4273.7	4557.2	4843.2	5128.7	5168.6	5135.4	4734.4	4084.1	3419.8	2755.0
30°	4043.1	4330.2	4616.7	4964.9	5312.6	5471.7	5516.3	5097.6	4495.0	3689.2	2883.0
32.5°	4141.6	4423.0	4704.3	5083.6	5462.4	5702.8	5844.8	5429.7	4781.5	3892.4	3002.7
35°	4300.7	4563.9	4827.1	5221.9	5616.8	5927.7	6186.7	5772.7	5035.9	4034.3	3032.2
37.5°	4579.4	4805.9	5032.3	5397.1	5761.3	6164.5	6553.6	6150.5	5311.1	4171.1	3030.7
40°	5000.7	5160.8	5320.4	5628.7	5936.5	6443.7	6969.2	6571.7	5615.2	4319.3	3023.4
42.5°	5525.6	5608.0	5689.8	5933.9	6177.9	6735.5	7346.4	6983.7	5905.4	4457.2	3008.9
45°	6070.2	6091.9	6113.7	6267.6	6421.0	6966.6	7603.4	7293.0	6158.8	4576.8	2994.4
47.5°	6632.9	6558.3	6483.6	6544.8	6605.9	7143.8	7786.8	7527.7	6413.2	4709.5	3005.3
50°	7245.8	7038.1	6830.3	6798.2	6766.0	7321.0	8002.9	7826.2	6718.9	4902.8	3086.6
52.5°	7868.7	7526.2	7183.7	7056.7	6929.3	7532.4	8289.4	8197.7	7155.2	5202.3	3248.8
55°	8439.7	8003.9	7568.1	7397.2	7226.2	7855.7	8639.2	8743.3	7714.3	5585.2	3455.6
57.5°	8994.6	8500.8	8007.0	7848.5	7689.9	8330.9	9082.2	9233.0	8279.0	5952.5	3625.5
60°	9524.2	9035.5	8546.4	8419.5	8292.0	8921.6	9561.0	9451.1	8570.2	6124.6	3678.4
62.5°	9931.4	9542.8	9154.2	9087.4	9020.0	9519.0	9928.8	9366.1	8385.3	5955.1	3525.0
65°	10102.9	9881.7	9659.9	9722.6	9784.8	9970.8	10020.6	9117.4	7803.9	5480.5	3157.1
67.5°	9610.2	9655.3	9700.3	9963.6	10226.3	10098.3	9748.0	8627.2	6976.4	4807.9	2639.5
70°	8127.2	8397.7	8667.7	9290.5	9912.8	9628.8	9017.9	7747.4	5980.5	4033.3	2085.6
72.5°	6219.4	6523.5	6827.2	7751.6	8675.4	8413.8	7665.6	6363.4	4795.0	3220.8	1646.2
75°	4503.3	4846.8	5189.8	6209.5	7229.3	6866.0	5733.9	4556.1	3642.1	2458.6	1274.7
77.5°	3207.9	3437.9	3668.0	4675.3	5682.1	5090.3	3816.7	3065.9	2520.8	1708.9	896.4
80°	2573.1	2502.7	2432.2	2993.4	3554.5	3456.1	2524.4	1969.0	1744.6	1145.1	545.6
82.5°	2099.0	1927.0	1755.0	2019.2	2283.5	2269.0	1751.9	1444.6	1298.5	795.9	293.3
85°	1537.4	1468.4	1399.5	1633.2	1866.9	1667.4	1186.6	918.2	1012.5	586.0	159.6
87.5°	749.8	856.5	962.7	1238.4	1513.5	1136.3	360.1	178.2	246.6	162.2	77.2
90°	0.0	0.0	0.0	0.0	0.0	0.0	0.0	0.0	0.0	0.0	0.0
92.5°	0.0	0.0	0.0	0.0	0.0	0.0	0.0	0.0	0.0	0.0	0.0
95°	0.0	0.0	0.0	0.0	0.0	0.0	0.0	0.0	0.0	0.0	0.0
97.5°	0.0	0.0	0.0	0.0	0.0	0.0	0.0	0.0	0.0	0.0	0.0
100°	0.0	0.0	0.0	0.0	0.0	0.0	0.0	0.0	0.0	0.0	0.0
102.5°	0.0	0.0	0.0	0.0	0.0	0.0	0.0	0.0	0.0	0.0	0.0
105°	0.0	0.0	0.0	0.0	0.0	0.0	0.0	0.0	0.0	0.0	0.0
107.5°	0.0	0.0	0.0	0.0	0.0	0.0	0.0	0.0	0.0	0.0	0.0



REPORT NUMBER: P387035

CATALOG NUMBER: GWC-SA2D-730-U-SLL

**CANDELA DISTRIBUTION (continued):**

	55°	60°	65°	70°	75°	80°	85°	90°	95°	100°	105°
112.5°	0.0	0.0	0.0	0.0	0.0	0.0	0.0	0.0	0.0	0.0	0.0
115°	0.0	0.0	0.0	0.0	0.0	0.0	0.0	0.0	0.0	0.0	0.0
117.5°	0.0	0.0	0.0	0.0	0.0	0.0	0.0	0.0	0.0	0.0	0.0
120°	0.0	0.0	0.0	0.0	0.0	0.0	0.0	0.0	0.0	0.0	0.0
122.5°	0.0	0.0	0.0	0.0	0.0	0.0	0.0	0.0	0.0	0.0	0.0
125°	0.0	0.0	0.0	0.0	0.0	0.0	0.0	0.0	0.0	0.0	0.0
127.5°	0.0	0.0	0.0	0.0	0.0	0.0	0.0	0.0	0.0	0.0	0.0
130°	0.0	0.0	0.0	0.0	0.0	0.0	0.0	0.0	0.0	0.0	0.0
132.5°	0.0	0.0	0.0	0.0	0.0	0.0	0.0	0.0	0.0	0.0	0.0
135°	0.0	0.0	0.0	0.0	0.0	0.0	0.0	0.0	0.0	0.0	0.0
137.5°	0.0	0.0	0.0	0.0	0.0	0.0	0.0	0.0	0.0	0.0	0.0
140°	0.0	0.0	0.0	0.0	0.0	0.0	0.0	0.0	0.0	0.0	0.0
142.5°	0.0	0.0	0.0	0.0	0.0	0.0	0.0	0.0	0.0	0.0	0.0
145°	0.0	0.0	0.0	0.0	0.0	0.0	0.0	0.0	0.0	0.0	0.0
147.5°	0.0	0.0	0.0	0.0	0.0	0.0	0.0	0.0	0.0	0.0	0.0
150°	0.0	0.0	0.0	0.0	0.0	0.0	0.0	0.0	0.0	0.0	0.0
152.5°	0.0	0.0	0.0	0.0	0.0	0.0	0.0	0.0	0.0	0.0	0.0
155°	0.0	0.0	0.0	0.0	0.0	0.0	0.0	0.0	0.0	0.0	0.0
157.5°	0.0	0.0	0.0	0.0	0.0	0.0	0.0	0.0	0.0	0.0	0.0
160°	0.0	0.0	0.0	0.0	0.0	0.0	0.0	0.0	0.0	0.0	0.0
162.5°	0.0	0.0	0.0	0.0	0.0	0.0	0.0	0.0	0.0	0.0	0.0
165°	0.0	0.0	0.0	0.0	0.0	0.0	0.0	0.0	0.0	0.0	0.0
167.5°	0.0	0.0	0.0	0.0	0.0	0.0	0.0	0.0	0.0	0.0	0.0
170°	0.0	0.0	0.0	0.0	0.0	0.0	0.0	0.0	0.0	0.0	0.0
172.5°	0.0	0.0	0.0	0.0	0.0	0.0	0.0	0.0	0.0	0.0	0.0
175°	0.0	0.0	0.0	0.0	0.0	0.0	0.0	0.0	0.0	0.0	0.0
177.5°	0.0	0.0	0.0	0.0	0.0	0.0	0.0	0.0	0.0	0.0	0.0
180°	0.0	0.0	0.0	0.0	0.0	0.0	0.0	0.0	0.0	0.0	0.0



REPORT NUMBER: P387035

CATALOG NUMBER: GWC-SA2D-730-U-SLL

**CANDELA DISTRIBUTION (continued):**

	110°	115°	120°	125°	130°	135°	140°	145°	150°	155°	160°
0°	3948.3	3948.3	3948.3	3948.3	3948.3	3948.3	3948.3	3948.3	3948.3	3948.3	3948.3
2.5°	4037.4	3995.0	3946.8	3898.6	3843.7	3788.2	3755.6	3722.4	3686.7	3650.9	3610.5
5°	3697.5	3608.4	3507.4	3406.3	3306.3	3206.3	3152.4	3098.6	3041.6	2984.0	2934.3
7.5°	3209.4	3079.4	2939.5	2799.1	2674.7	2549.8	2472.6	2394.9	2324.4	2253.4	2193.9
10°	2779.9	2614.1	2473.7	2332.7	2238.9	2145.2	2074.2	2003.2	1934.8	1865.9	1800.1
12.5°	2497.0	2331.2	2242.0	2152.9	2075.2	1997.5	1915.6	1833.2	1739.4	1645.1	1576.2
15°	2386.6	2235.8	2136.9	2037.4	1933.2	1828.6	1728.0	1627.5	1516.6	1405.7	1327.5
17.5°	2338.9	2141.5	2003.2	1864.3	1727.0	1589.7	1473.1	1356.5	1235.3	1114.0	1034.8
20°	2288.7	2026.0	1840.5	1654.5	1478.3	1302.1	1170.0	1037.9	929.6	821.3	760.6
22.5°	2243.1	1903.2	1670.5	1437.4	1229.1	1020.8	891.2	761.2	694.8	628.5	604.2
25°	2224.4	1795.9	1509.9	1223.9	1004.2	784.0	691.7	599.5	574.1	548.2	535.8
27.5°	2227.5	1700.1	1374.7	1048.7	850.8	652.9	589.7	526.4	510.9	494.8	487.1
30°	2239.5	1595.9	1247.2	898.5	735.3	572.0	531.1	489.7	473.1	456.5	446.6
32.5°	2252.9	1502.6	1148.7	794.3	661.2	527.5	493.8	459.6	443.5	427.5	417.6
35°	2229.6	1426.5	1081.4	736.3	613.5	490.2	461.7	432.7	415.0	397.4	388.1
37.5°	2190.2	1349.8	1029.1	707.8	582.4	456.5	435.8	414.5	396.4	377.7	368.9
40°	2154.5	1285.0	990.2	694.8	565.3	435.2	417.6	400.0	381.4	362.2	351.8
42.5°	2125.5	1241.5	951.8	662.2	549.8	436.8	411.9	386.5	368.4	350.3	338.9
45°	2103.7	1213.0	921.8	630.6	535.3	439.9	408.3	376.7	358.6	339.9	326.4
47.5°	2101.6	1198.0	900.5	603.1	507.8	411.9	399.0	386.0	359.6	332.7	317.1
50°	2130.1	1173.6	875.7	577.2	481.4	385.5	403.1	420.2	375.1	329.5	309.9
52.5°	2189.7	1130.6	836.3	542.0	449.2	356.0	383.4	410.4	371.5	332.1	306.7
55°	2261.7	1067.4	776.7	485.5	406.7	327.5	351.8	375.7	351.3	326.4	295.9
57.5°	2306.8	987.6	701.6	415.6	359.1	302.6	316.6	330.1	320.2	310.4	279.3
60°	2279.9	881.4	617.1	352.3	317.1	281.9	279.3	276.2	290.7	305.2	269.4
62.5°	2148.3	771.5	542.5	313.5	287.1	260.1	254.4	248.2	272.0	295.3	257.5
65°	1926.0	694.8	495.4	295.9	266.3	236.8	230.6	224.4	231.6	238.9	221.3
67.5°	1643.6	647.7	468.4	289.1	253.4	217.1	209.9	202.6	201.0	199.5	193.3
70°	1352.4	618.7	450.8	282.9	239.4	195.3	188.6	181.9	179.8	177.2	172.5
72.5°	1130.6	615.0	448.7	282.4	228.0	173.6	167.4	161.1	158.6	155.4	151.8
75°	925.9	577.2	425.9	274.6	212.4	149.7	144.0	138.3	136.3	133.7	130.6
77.5°	687.1	477.7	358.0	238.4	181.9	125.4	119.7	113.5	113.0	111.9	109.3
80°	445.6	345.6	256.0	166.3	132.6	98.4	93.8	88.6	89.1	89.6	87.6
82.5°	247.7	201.6	156.5	111.4	90.7	70.0	67.9	65.3	66.8	67.9	65.3
85°	130.6	101.6	83.9	66.3	52.3	38.3	38.3	37.8	39.9	42.0	39.9
87.5°	56.5	35.8	30.6	24.9	14.0	2.6	3.1	3.1	4.1	5.2	4.7
90°	0.0	0.0	0.0	0.0	0.0	0.0	0.0	0.0	0.0	0.0	0.0
92.5°	0.0	0.0	0.0	0.0	0.0	0.0	0.0	0.0	0.0	0.0	0.0
95°	0.0	0.0	0.0	0.0	0.0	0.0	0.0	0.0	0.0	0.0	0.0
97.5°	0.0	0.0	0.0	0.0	0.0	0.0	0.0	0.0	0.0	0.0	0.0
100°	0.0	0.0	0.0	0.0	0.0	0.0	0.0	0.0	0.0	0.0	0.0
102.5°	0.0	0.0	0.0	0.0	0.0	0.0	0.0	0.0	0.0	0.0	0.0
105°	0.0	0.0	0.0	0.0	0.0	0.0	0.0	0.0	0.0	0.0	0.0
107.5°	0.0	0.0	0.0	0.0	0.0	0.0	0.0	0.0	0.0	0.0	0.0



REPORT NUMBER: P387035  
 CATALOG NUMBER: GWC-SA2D-730-U-SLL

**CANDELA DISTRIBUTION (continued):**

	110°	115°	120°	125°	130°	135°	140°	145°	150°	155°	160°
112.5°	0.0	0.0	0.0	0.0	0.0	0.0	0.0	0.0	0.0	0.0	0.0
115°	0.0	0.0	0.0	0.0	0.0	0.0	0.0	0.0	0.0	0.0	0.0
117.5°	0.0	0.0	0.0	0.0	0.0	0.0	0.0	0.0	0.0	0.0	0.0
120°	0.0	0.0	0.0	0.0	0.0	0.0	0.0	0.0	0.0	0.0	0.0
122.5°	0.0	0.0	0.0	0.0	0.0	0.0	0.0	0.0	0.0	0.0	0.0
125°	0.0	0.0	0.0	0.0	0.0	0.0	0.0	0.0	0.0	0.0	0.0
127.5°	0.0	0.0	0.0	0.0	0.0	0.0	0.0	0.0	0.0	0.0	0.0
130°	0.0	0.0	0.0	0.0	0.0	0.0	0.0	0.0	0.0	0.0	0.0
132.5°	0.0	0.0	0.0	0.0	0.0	0.0	0.0	0.0	0.0	0.0	0.0
135°	0.0	0.0	0.0	0.0	0.0	0.0	0.0	0.0	0.0	0.0	0.0
137.5°	0.0	0.0	0.0	0.0	0.0	0.0	0.0	0.0	0.0	0.0	0.0
140°	0.0	0.0	0.0	0.0	0.0	0.0	0.0	0.0	0.0	0.0	0.0
142.5°	0.0	0.0	0.0	0.0	0.0	0.0	0.0	0.0	0.0	0.0	0.0
145°	0.0	0.0	0.0	0.0	0.0	0.0	0.0	0.0	0.0	0.0	0.0
147.5°	0.0	0.0	0.0	0.0	0.0	0.0	0.0	0.0	0.0	0.0	0.0
150°	0.0	0.0	0.0	0.0	0.0	0.0	0.0	0.0	0.0	0.0	0.0
152.5°	0.0	0.0	0.0	0.0	0.0	0.0	0.0	0.0	0.0	0.0	0.0
155°	0.0	0.0	0.0	0.0	0.0	0.0	0.0	0.0	0.0	0.0	0.0
157.5°	0.0	0.0	0.0	0.0	0.0	0.0	0.0	0.0	0.0	0.0	0.0
160°	0.0	0.0	0.0	0.0	0.0	0.0	0.0	0.0	0.0	0.0	0.0
162.5°	0.0	0.0	0.0	0.0	0.0	0.0	0.0	0.0	0.0	0.0	0.0
165°	0.0	0.0	0.0	0.0	0.0	0.0	0.0	0.0	0.0	0.0	0.0
167.5°	0.0	0.0	0.0	0.0	0.0	0.0	0.0	0.0	0.0	0.0	0.0
170°	0.0	0.0	0.0	0.0	0.0	0.0	0.0	0.0	0.0	0.0	0.0
172.5°	0.0	0.0	0.0	0.0	0.0	0.0	0.0	0.0	0.0	0.0	0.0
175°	0.0	0.0	0.0	0.0	0.0	0.0	0.0	0.0	0.0	0.0	0.0
177.5°	0.0	0.0	0.0	0.0	0.0	0.0	0.0	0.0	0.0	0.0	0.0
180°	0.0	0.0	0.0	0.0	0.0	0.0	0.0	0.0	0.0	0.0	0.0



REPORT NUMBER: P387035

CATALOG NUMBER: GWC-SA2D-730-U-SLL

**CANDELA DISTRIBUTION (continued):**

	165°	170°	175°	180°	185°	190°	195°	200°	205°	210°	215°
0°	3948.3	3948.3	3948.3	3948.3	3948.3	3948.3	3948.3	3948.3	3948.3	3948.3	3948.3
2.5°	3569.6	3531.7	3493.4	3451.4	3459.2	3427.1	3394.9	3374.7	3354.5	3348.3	3342.1
5°	2884.6	2841.6	2798.0	2759.2	2792.8	2770.0	2747.2	2744.1	2740.5	2740.5	2740.0
7.5°	2134.3	2088.2	2041.5	2009.4	2042.6	2038.4	2034.3	2056.5	2078.8	2097.0	2114.6
10°	1734.3	1678.3	1621.8	1574.1	1565.9	1542.0	1517.7	1522.9	1527.5	1547.2	1566.9
12.5°	1507.3	1440.5	1373.6	1317.7	1292.3	1252.9	1213.0	1188.1	1163.3	1165.8	1167.9
15°	1248.7	1184.0	1118.7	1070.5	1054.4	1023.9	993.3	962.2	930.6	917.6	904.2
17.5°	955.0	903.1	850.8	818.7	818.7	809.9	801.1	785.5	769.5	756.5	743.0
20°	700.0	672.6	644.6	631.1	635.3	635.8	635.8	643.5	651.3	647.2	643.0
22.5°	579.3	569.4	559.6	553.9	556.0	556.5	557.0	564.3	571.0	576.2	580.8
25°	522.8	516.6	510.4	508.3	513.0	513.5	513.5	518.2	522.8	528.0	533.2
27.5°	478.8	476.2	473.6	470.0	474.6	474.6	474.1	479.3	484.0	488.6	492.8
30°	436.8	437.8	438.4	437.3	440.4	442.5	444.1	447.7	450.8	454.4	458.0
32.5°	407.3	405.7	404.2	403.1	409.9	413.5	417.1	420.7	423.8	425.4	427.0
35°	378.8	375.1	371.5	368.9	375.1	379.8	384.5	391.2	397.4	398.5	399.5
37.5°	359.6	354.9	350.3	347.2	349.8	351.8	353.9	361.2	368.4	372.6	376.2
40°	341.5	336.8	332.1	329.5	331.1	331.6	332.1	335.8	338.9	346.6	353.9
42.5°	327.0	321.3	315.6	312.4	313.5	314.5	315.0	314.5	314.0	321.3	328.5
45°	312.4	306.2	300.0	296.4	296.9	296.9	296.9	295.9	294.3	297.9	301.6
47.5°	301.0	293.8	286.5	282.9	281.9	280.8	279.8	279.3	278.2	280.8	282.9
50°	289.6	281.9	273.6	269.4	266.8	265.8	264.8	264.3	263.2	265.8	267.9
52.5°	280.8	271.5	262.2	255.4	252.9	251.3	249.7	250.3	250.3	251.3	251.8
55°	265.3	257.0	248.2	243.5	238.9	237.8	236.8	238.4	239.4	239.4	239.4
57.5°	248.2	240.4	232.1	229.0	224.9	224.9	224.4	226.4	228.0	229.0	230.1
60°	233.2	224.4	215.6	213.0	211.4	210.9	210.4	213.0	215.0	217.1	219.2
62.5°	219.2	209.9	200.5	197.4	196.9	197.4	197.4	200.0	202.1	204.2	206.2
65°	203.6	194.3	184.5	181.4	182.4	183.9	185.5	187.6	189.1	191.2	193.3
67.5°	186.5	178.8	170.5	167.4	167.9	170.0	172.0	173.6	174.6	176.7	178.8
70°	167.9	161.1	154.4	152.3	151.8	154.4	156.5	157.5	158.6	161.1	163.2
72.5°	147.7	142.0	136.3	134.7	135.2	136.8	138.3	139.9	140.9	143.5	145.6
75°	126.9	121.8	116.6	115.5	116.6	118.1	119.7	120.7	121.8	124.9	127.5
77.5°	106.7	101.0	94.8	94.3	95.9	97.4	98.4	100.0	101.6	105.7	109.8
80°	85.5	79.3	72.5	72.0	73.6	75.1	76.7	78.2	79.8	85.0	89.6
82.5°	62.7	55.4	48.2	47.2	52.3	53.9	55.4	58.0	60.1	64.8	69.4
85°	37.8	30.6	23.3	22.8	27.5	30.1	32.6	35.8	38.3	42.5	46.6
87.5°	4.1	2.1	0.0	0.0	0.5	2.6	4.7	7.3	9.8	14.0	17.6
90°	0.0	0.0	0.0	0.0	0.0	0.0	0.0	0.0	0.0	0.0	0.0
92.5°	0.0	0.0	0.0	0.0	0.0	0.0	0.0	0.0	0.0	0.0	0.0
95°	0.0	0.0	0.0	0.0	0.0	0.0	0.0	0.0	0.0	0.0	0.0
97.5°	0.0	0.0	0.0	0.0	0.0	0.0	0.0	0.0	0.0	0.0	0.0
100°	0.0	0.0	0.0	0.0	0.0	0.0	0.0	0.0	0.0	0.0	0.0
102.5°	0.0	0.0	0.0	0.0	0.0	0.0	0.0	0.0	0.0	0.0	0.0
105°	0.0	0.0	0.0	0.0	0.0	0.0	0.0	0.0	0.0	0.0	0.0
107.5°	0.0	0.0	0.0	0.0	0.0	0.0	0.0	0.0	0.0	0.0	0.0



REPORT NUMBER: P387035

CATALOG NUMBER: GWC-SA2D-730-U-SLL

**CANDELA DISTRIBUTION (continued):**

	165°	170°	175°	180°	185°	190°	195°	200°	205°	210°	215°
112.5°	0.0	0.0	0.0	0.0	0.0	0.0	0.0	0.0	0.0	0.0	0.0
115°	0.0	0.0	0.0	0.0	0.0	0.0	0.0	0.0	0.0	0.0	0.0
117.5°	0.0	0.0	0.0	0.0	0.0	0.0	0.0	0.0	0.0	0.0	0.0
120°	0.0	0.0	0.0	0.0	0.0	0.0	0.0	0.0	0.0	0.0	0.0
122.5°	0.0	0.0	0.0	0.0	0.0	0.0	0.0	0.0	0.0	0.0	0.0
125°	0.0	0.0	0.0	0.0	0.0	0.0	0.0	0.0	0.0	0.0	0.0
127.5°	0.0	0.0	0.0	0.0	0.0	0.0	0.0	0.0	0.0	0.0	0.0
130°	0.0	0.0	0.0	0.0	0.0	0.0	0.0	0.0	0.0	0.0	0.0
132.5°	0.0	0.0	0.0	0.0	0.0	0.0	0.0	0.0	0.0	0.0	0.0
135°	0.0	0.0	0.0	0.0	0.0	0.0	0.0	0.0	0.0	0.0	0.0
137.5°	0.0	0.0	0.0	0.0	0.0	0.0	0.0	0.0	0.0	0.0	0.0
140°	0.0	0.0	0.0	0.0	0.0	0.0	0.0	0.0	0.0	0.0	0.0
142.5°	0.0	0.0	0.0	0.0	0.0	0.0	0.0	0.0	0.0	0.0	0.0
145°	0.0	0.0	0.0	0.0	0.0	0.0	0.0	0.0	0.0	0.0	0.0
147.5°	0.0	0.0	0.0	0.0	0.0	0.0	0.0	0.0	0.0	0.0	0.0
150°	0.0	0.0	0.0	0.0	0.0	0.0	0.0	0.0	0.0	0.0	0.0
152.5°	0.0	0.0	0.0	0.0	0.0	0.0	0.0	0.0	0.0	0.0	0.0
155°	0.0	0.0	0.0	0.0	0.0	0.0	0.0	0.0	0.0	0.0	0.0
157.5°	0.0	0.0	0.0	0.0	0.0	0.0	0.0	0.0	0.0	0.0	0.0
160°	0.0	0.0	0.0	0.0	0.0	0.0	0.0	0.0	0.0	0.0	0.0
162.5°	0.0	0.0	0.0	0.0	0.0	0.0	0.0	0.0	0.0	0.0	0.0
165°	0.0	0.0	0.0	0.0	0.0	0.0	0.0	0.0	0.0	0.0	0.0
167.5°	0.0	0.0	0.0	0.0	0.0	0.0	0.0	0.0	0.0	0.0	0.0
170°	0.0	0.0	0.0	0.0	0.0	0.0	0.0	0.0	0.0	0.0	0.0
172.5°	0.0	0.0	0.0	0.0	0.0	0.0	0.0	0.0	0.0	0.0	0.0
175°	0.0	0.0	0.0	0.0	0.0	0.0	0.0	0.0	0.0	0.0	0.0
177.5°	0.0	0.0	0.0	0.0	0.0	0.0	0.0	0.0	0.0	0.0	0.0
180°	0.0	0.0	0.0	0.0	0.0	0.0	0.0	0.0	0.0	0.0	0.0



REPORT NUMBER: P387035

CATALOG NUMBER: GWC-SA2D-730-U-SLL

**CANDELA DISTRIBUTION (continued):**

	220°	225°	230°	235°	240°	245°	250°	255°	260°	265°	270°
0°	3948.3	3948.3	3948.3	3948.3	3948.3	3948.3	3948.3	3948.3	3948.3	3948.3	3948.3
2.5°	3319.3	3296.0	3319.8	3343.1	3353.0	3362.8	3337.4	3311.5	3351.9	3391.8	3402.2
5°	2719.3	2698.0	2714.1	2729.6	2694.9	2660.2	2656.6	2652.4	2682.5	2712.5	2717.2
7.5°	2107.8	2101.1	2116.1	2131.2	2087.1	2042.6	2020.8	1999.0	2006.3	2013.5	2012.5
10°	1571.6	1575.7	1594.4	1612.5	1578.3	1544.1	1529.1	1514.0	1530.6	1546.7	1561.7
12.5°	1177.2	1186.1	1205.7	1224.9	1210.9	1196.4	1198.0	1199.5	1218.7	1237.3	1253.9
15°	914.5	924.9	938.9	952.4	952.9	952.9	966.4	979.3	977.8	976.2	987.6
17.5°	757.0	770.5	772.0	773.6	774.1	774.6	773.6	772.6	764.8	757.0	765.8
20°	648.2	652.9	657.0	660.6	656.0	650.8	637.8	624.9	619.7	614.5	622.8
22.5°	589.7	597.9	593.8	589.1	579.8	570.0	560.1	549.8	549.2	548.2	552.9
25°	540.4	547.2	539.9	532.7	525.9	519.2	512.5	505.7	505.2	504.7	506.8
27.5°	499.5	505.7	499.0	492.2	486.5	480.8	475.7	470.5	469.4	468.4	468.9
30°	464.3	470.0	464.3	458.0	453.9	449.2	445.6	442.0	441.5	440.9	440.9
32.5°	432.7	438.4	434.2	430.1	426.4	422.8	420.2	417.6	415.0	412.4	406.7
35°	405.2	410.9	408.3	405.2	401.1	396.9	392.2	387.1	380.3	373.1	370.0
37.5°	381.9	387.6	385.0	382.4	376.7	371.0	362.7	353.9	351.8	349.2	348.7
40°	363.2	372.0	366.9	361.2	352.3	343.5	339.4	335.2	334.2	333.2	332.1
42.5°	342.5	356.0	346.6	337.3	329.0	320.7	319.7	318.7	318.1	317.6	317.6
45°	316.6	331.1	321.8	311.9	307.3	302.6	302.6	302.6	303.1	303.1	304.2
47.5°	292.2	301.0	296.4	291.7	289.1	286.5	287.1	287.6	289.1	290.2	292.8
50°	271.5	274.6	275.7	276.2	274.6	273.1	274.1	274.6	276.2	277.2	279.3
52.5°	256.5	261.1	261.1	260.6	260.6	260.6	261.7	262.7	264.3	265.8	267.9
55°	246.6	253.4	251.3	249.2	249.7	249.7	250.8	251.8	253.4	254.4	257.5
57.5°	237.3	244.6	242.5	240.4	240.4	240.4	240.9	241.5	243.0	244.0	246.1
60°	226.4	233.7	231.6	229.0	229.5	230.1	230.6	230.6	231.6	232.1	232.1
62.5°	213.5	220.7	218.7	216.1	217.6	218.7	218.7	218.7	219.7	220.2	218.7
65°	200.0	206.7	204.7	202.6	204.7	206.2	207.3	207.8	207.3	206.7	205.2
67.5°	185.5	192.2	190.2	187.6	190.2	192.2	194.3	195.9	194.3	192.8	190.7
70°	170.0	176.7	174.1	171.5	174.1	176.7	178.8	180.8	178.8	176.7	176.2
72.5°	153.4	161.1	158.0	154.9	158.0	161.1	162.2	163.2	161.7	160.1	159.1
75°	135.2	143.0	140.4	137.3	139.9	142.5	143.0	143.5	143.5	143.0	139.9
77.5°	116.1	122.3	120.7	119.2	120.7	122.3	122.3	122.3	122.8	122.8	118.7
80°	93.3	96.9	97.4	97.9	98.4	99.0	98.4	97.9	96.9	95.9	93.3
82.5°	69.4	69.4	73.6	77.2	77.2	76.7	76.2	75.1	73.1	70.5	64.8
85°	44.0	41.5	48.2	54.4	54.4	53.9	52.9	51.3	47.2	42.5	37.8
87.5°	15.0	12.4	19.2	25.9	26.4	26.4	25.4	24.4	20.2	15.5	11.9
90°	0.0	0.0	0.0	0.0	0.0	0.0	0.0	0.0	0.0	0.0	0.0
92.5°	0.0	0.0	0.0	0.0	0.0	0.0	0.0	0.0	0.0	0.0	0.0
95°	0.0	0.0	0.0	0.0	0.0	0.0	0.0	0.0	0.0	0.0	0.0
97.5°	0.0	0.0	0.0	0.0	0.0	0.0	0.0	0.0	0.0	0.0	0.0
100°	0.0	0.0	0.0	0.0	0.0	0.0	0.0	0.0	0.0	0.0	0.0
102.5°	0.0	0.0	0.0	0.0	0.0	0.0	0.0	0.0	0.0	0.0	0.0
105°	0.0	0.0	0.0	0.0	0.0	0.0	0.0	0.0	0.0	0.0	0.0
107.5°	0.0	0.0	0.0	0.0	0.0	0.0	0.0	0.0	0.0	0.0	0.0



REPORT NUMBER: P387035

CATALOG NUMBER: GWC-SA2D-730-U-SLL

**CANDELA DISTRIBUTION (continued):**

	220°	225°	230°	235°	240°	245°	250°	255°	260°	265°	270°
112.5°	0.0	0.0	0.0	0.0	0.0	0.0	0.0	0.0	0.0	0.0	0.0
115°	0.0	0.0	0.0	0.0	0.0	0.0	0.0	0.0	0.0	0.0	0.0
117.5°	0.0	0.0	0.0	0.0	0.0	0.0	0.0	0.0	0.0	0.0	0.0
120°	0.0	0.0	0.0	0.0	0.0	0.0	0.0	0.0	0.0	0.0	0.0
122.5°	0.0	0.0	0.0	0.0	0.0	0.0	0.0	0.0	0.0	0.0	0.0
125°	0.0	0.0	0.0	0.0	0.0	0.0	0.0	0.0	0.0	0.0	0.0
127.5°	0.0	0.0	0.0	0.0	0.0	0.0	0.0	0.0	0.0	0.0	0.0
130°	0.0	0.0	0.0	0.0	0.0	0.0	0.0	0.0	0.0	0.0	0.0
132.5°	0.0	0.0	0.0	0.0	0.0	0.0	0.0	0.0	0.0	0.0	0.0
135°	0.0	0.0	0.0	0.0	0.0	0.0	0.0	0.0	0.0	0.0	0.0
137.5°	0.0	0.0	0.0	0.0	0.0	0.0	0.0	0.0	0.0	0.0	0.0
140°	0.0	0.0	0.0	0.0	0.0	0.0	0.0	0.0	0.0	0.0	0.0
142.5°	0.0	0.0	0.0	0.0	0.0	0.0	0.0	0.0	0.0	0.0	0.0
145°	0.0	0.0	0.0	0.0	0.0	0.0	0.0	0.0	0.0	0.0	0.0
147.5°	0.0	0.0	0.0	0.0	0.0	0.0	0.0	0.0	0.0	0.0	0.0
150°	0.0	0.0	0.0	0.0	0.0	0.0	0.0	0.0	0.0	0.0	0.0
152.5°	0.0	0.0	0.0	0.0	0.0	0.0	0.0	0.0	0.0	0.0	0.0
155°	0.0	0.0	0.0	0.0	0.0	0.0	0.0	0.0	0.0	0.0	0.0
157.5°	0.0	0.0	0.0	0.0	0.0	0.0	0.0	0.0	0.0	0.0	0.0
160°	0.0	0.0	0.0	0.0	0.0	0.0	0.0	0.0	0.0	0.0	0.0
162.5°	0.0	0.0	0.0	0.0	0.0	0.0	0.0	0.0	0.0	0.0	0.0
165°	0.0	0.0	0.0	0.0	0.0	0.0	0.0	0.0	0.0	0.0	0.0
167.5°	0.0	0.0	0.0	0.0	0.0	0.0	0.0	0.0	0.0	0.0	0.0
170°	0.0	0.0	0.0	0.0	0.0	0.0	0.0	0.0	0.0	0.0	0.0
172.5°	0.0	0.0	0.0	0.0	0.0	0.0	0.0	0.0	0.0	0.0	0.0
175°	0.0	0.0	0.0	0.0	0.0	0.0	0.0	0.0	0.0	0.0	0.0
177.5°	0.0	0.0	0.0	0.0	0.0	0.0	0.0	0.0	0.0	0.0	0.0
180°	0.0	0.0	0.0	0.0	0.0	0.0	0.0	0.0	0.0	0.0	0.0





REPORT NUMBER: P387035

CATALOG NUMBER: GWC-SA2D-730-U-SLL

**CANDELA DISTRIBUTION (continued):**

	275°	280°	285°	290°	295°	300°	305°	310°	315°	320°	325°
0°	3948.3	3948.3	3948.3	3948.3	3948.3	3948.3	3948.3	3948.3	3948.3	3948.3	3948.3
2.5°	3417.7	3424.5	3430.7	3481.5	3531.7	3590.8	3649.9	3694.9	3739.5	3785.6	3831.7
5°	2733.3	2741.5	2749.8	2811.5	2872.6	2955.0	3037.4	3108.4	3179.4	3262.8	3346.2
7.5°	2026.0	2044.1	2061.7	2127.5	2192.8	2281.4	2369.5	2462.3	2554.5	2663.3	2772.1
10°	1591.2	1625.4	1659.1	1726.5	1793.8	1881.4	1968.5	2065.4	2162.3	2269.5	2376.2
12.5°	1288.1	1333.7	1378.8	1459.6	1540.5	1645.1	1749.3	1857.1	1964.3	2058.6	2152.9
15°	1017.7	1067.4	1116.6	1202.1	1287.6	1402.6	1517.2	1634.8	1751.9	1864.8	1977.8
17.5°	793.8	834.7	875.2	947.7	1019.7	1131.1	1242.5	1365.9	1489.2	1627.0	1764.3
20°	640.4	657.5	674.6	727.0	778.8	869.5	959.6	1085.5	1211.4	1376.2	1541.0
22.5°	561.2	570.0	578.3	603.6	628.5	687.1	745.1	856.5	967.4	1147.2	1326.5
25°	513.5	520.2	527.0	543.5	560.1	588.1	616.1	694.3	772.6	949.3	1125.4
27.5°	470.5	480.8	490.7	498.5	505.7	524.9	543.5	594.8	646.1	810.9	975.2
30°	439.4	443.0	446.6	458.6	470.0	489.7	509.3	545.1	580.8	720.2	859.1
32.5°	403.1	408.3	413.5	425.9	438.4	456.5	474.6	503.6	532.1	651.3	770.0
35°	370.5	375.7	380.8	393.3	405.2	424.9	444.1	468.4	492.2	595.9	699.5
37.5°	350.3	355.5	360.6	371.5	381.9	401.6	420.7	439.9	458.6	554.4	650.3
40°	333.2	338.4	343.5	353.9	363.7	382.9	401.6	417.6	433.7	523.3	613.0
42.5°	318.1	323.8	329.5	339.9	349.8	366.9	384.0	405.2	425.9	496.4	566.3
45°	305.7	311.4	316.6	328.0	339.4	356.0	372.6	402.1	431.6	482.4	533.2
47.5°	294.3	300.5	306.2	318.7	331.1	351.8	372.0	396.9	421.3	471.5	521.8
50°	283.4	290.7	297.9	313.0	327.5	362.2	396.4	400.0	403.1	462.7	521.8
52.5°	273.1	281.4	289.6	308.3	326.4	366.9	407.3	394.3	380.8	446.1	511.4
55°	262.7	270.0	276.7	299.5	322.3	351.8	381.4	364.3	346.6	415.0	483.4
57.5°	248.7	256.5	263.7	288.1	312.4	333.2	353.4	337.8	321.8	379.8	437.3
60°	234.2	243.0	251.8	282.9	313.5	309.9	305.7	302.6	299.0	340.4	381.9
62.5°	221.3	230.6	239.9	280.3	320.7	295.9	271.0	273.6	275.7	306.2	336.8
65°	208.3	217.6	226.4	246.6	266.8	257.0	247.2	251.3	254.9	285.0	315.0
67.5°	193.8	202.1	209.9	216.6	223.3	224.4	225.4	229.5	233.7	269.4	304.7
70°	177.7	184.5	191.2	195.9	200.0	202.1	203.6	208.8	214.0	252.9	291.7
72.5°	159.6	165.3	170.5	174.6	178.8	180.3	181.4	186.5	191.7	233.2	274.6
75°	139.9	144.6	148.7	152.3	156.0	158.0	160.1	163.7	167.4	212.4	257.0
77.5°	118.1	122.8	126.9	130.1	132.6	134.7	136.3	140.9	145.6	183.4	220.7
80°	92.2	97.9	103.1	105.7	107.8	108.3	108.3	112.4	116.6	143.5	170.0
82.5°	65.3	71.5	77.2	79.3	81.3	81.3	81.3	86.0	90.7	108.8	126.4
85°	38.3	45.1	51.3	53.4	55.4	56.5	57.0	59.1	60.6	73.6	86.0
87.5°	11.9	17.6	22.8	23.8	24.9	26.9	29.0	29.5	29.5	38.3	47.2
90°	0.0	0.0	0.0	0.0	0.0	0.0	0.0	0.0	0.0	0.0	0.0
92.5°	0.0	0.0	0.0	0.0	0.0	0.0	0.0	0.0	0.0	0.0	0.0
95°	0.0	0.0	0.0	0.0	0.0	0.0	0.0	0.0	0.0	0.0	0.0
97.5°	0.0	0.0	0.0	0.0	0.0	0.0	0.0	0.0	0.0	0.0	0.0
100°	0.0	0.0	0.0	0.0	0.0	0.0	0.0	0.0	0.0	0.0	0.0
102.5°	0.0	0.0	0.0	0.0	0.0	0.0	0.0	0.0	0.0	0.0	0.0
105°	0.0	0.0	0.0	0.0	0.0	0.0	0.0	0.0	0.0	0.0	0.0
107.5°	0.0	0.0	0.0	0.0	0.0	0.0	0.0	0.0	0.0	0.0	0.0



REPORT NUMBER: P387035  
 CATALOG NUMBER: GWC-SA2D-730-U-SLL

**CANDELA DISTRIBUTION (continued):**

	275°	280°	285°	290°	295°	300°	305°	310°	315°	320°	325°
112.5°	0.0	0.0	0.0	0.0	0.0	0.0	0.0	0.0	0.0	0.0	0.0
115°	0.0	0.0	0.0	0.0	0.0	0.0	0.0	0.0	0.0	0.0	0.0
117.5°	0.0	0.0	0.0	0.0	0.0	0.0	0.0	0.0	0.0	0.0	0.0
120°	0.0	0.0	0.0	0.0	0.0	0.0	0.0	0.0	0.0	0.0	0.0
122.5°	0.0	0.0	0.0	0.0	0.0	0.0	0.0	0.0	0.0	0.0	0.0
125°	0.0	0.0	0.0	0.0	0.0	0.0	0.0	0.0	0.0	0.0	0.0
127.5°	0.0	0.0	0.0	0.0	0.0	0.0	0.0	0.0	0.0	0.0	0.0
130°	0.0	0.0	0.0	0.0	0.0	0.0	0.0	0.0	0.0	0.0	0.0
132.5°	0.0	0.0	0.0	0.0	0.0	0.0	0.0	0.0	0.0	0.0	0.0
135°	0.0	0.0	0.0	0.0	0.0	0.0	0.0	0.0	0.0	0.0	0.0
137.5°	0.0	0.0	0.0	0.0	0.0	0.0	0.0	0.0	0.0	0.0	0.0
140°	0.0	0.0	0.0	0.0	0.0	0.0	0.0	0.0	0.0	0.0	0.0
142.5°	0.0	0.0	0.0	0.0	0.0	0.0	0.0	0.0	0.0	0.0	0.0
145°	0.0	0.0	0.0	0.0	0.0	0.0	0.0	0.0	0.0	0.0	0.0
147.5°	0.0	0.0	0.0	0.0	0.0	0.0	0.0	0.0	0.0	0.0	0.0
150°	0.0	0.0	0.0	0.0	0.0	0.0	0.0	0.0	0.0	0.0	0.0
152.5°	0.0	0.0	0.0	0.0	0.0	0.0	0.0	0.0	0.0	0.0	0.0
155°	0.0	0.0	0.0	0.0	0.0	0.0	0.0	0.0	0.0	0.0	0.0
157.5°	0.0	0.0	0.0	0.0	0.0	0.0	0.0	0.0	0.0	0.0	0.0
160°	0.0	0.0	0.0	0.0	0.0	0.0	0.0	0.0	0.0	0.0	0.0
162.5°	0.0	0.0	0.0	0.0	0.0	0.0	0.0	0.0	0.0	0.0	0.0
165°	0.0	0.0	0.0	0.0	0.0	0.0	0.0	0.0	0.0	0.0	0.0
167.5°	0.0	0.0	0.0	0.0	0.0	0.0	0.0	0.0	0.0	0.0	0.0
170°	0.0	0.0	0.0	0.0	0.0	0.0	0.0	0.0	0.0	0.0	0.0
172.5°	0.0	0.0	0.0	0.0	0.0	0.0	0.0	0.0	0.0	0.0	0.0
175°	0.0	0.0	0.0	0.0	0.0	0.0	0.0	0.0	0.0	0.0	0.0
177.5°	0.0	0.0	0.0	0.0	0.0	0.0	0.0	0.0	0.0	0.0	0.0
180°	0.0	0.0	0.0	0.0	0.0	0.0	0.0	0.0	0.0	0.0	0.0



REPORT NUMBER: P387035

CATALOG NUMBER: GWC-SA2D-730-U-SLL

**CANDELA DISTRIBUTION (continued):**

	330°	335°	340°	345°	350°	355°	360°
0°	3948.3	3948.3	3948.3	3948.3	3948.3	3948.3	3948.3
2.5°	3884.6	3937.4	3999.1	4060.2	4112.6	4164.9	4208.4
5°	3452.5	3558.7	3688.7	3818.3	3933.8	4049.4	4183.6
7.5°	2909.4	3046.7	3215.1	3383.5	3546.8	3709.5	3915.7
10°	2516.2	2655.5	2833.8	3011.5	3194.9	3377.8	3611.0
12.5°	2266.4	2379.4	2551.9	2724.4	2940.0	3155.0	3379.4
15°	2101.6	2224.9	2392.8	2560.7	2796.5	3032.2	3290.3
17.5°	1926.0	2087.1	2302.2	2517.2	2796.5	3075.2	3379.4
20°	1742.0	1942.6	2221.3	2500.1	2876.3	3251.9	3640.0
22.5°	1558.6	1790.7	2148.3	2505.3	2997.0	3488.2	4012.1
25°	1393.3	1661.2	2103.7	2545.7	3172.6	3799.1	4448.9
27.5°	1267.9	1560.2	2085.6	2610.5	3395.5	4180.5	4924.0
30°	1156.5	1453.9	2063.8	2673.7	3610.0	4545.8	5295.5
32.5°	1060.1	1350.3	2021.8	2692.8	3759.7	4826.6	5610.0
35°	984.5	1269.5	1951.4	2633.3	3853.5	5073.8	5937.5
37.5°	919.2	1188.1	1871.0	2554.0	3936.9	5319.9	6305.9
40°	857.0	1101.1	1802.1	2502.7	4052.0	5601.2	6695.1
42.5°	798.0	1029.6	1746.7	2463.8	4158.7	5853.1	7035.5
45°	753.9	974.6	1697.5	2419.8	4227.6	6035.4	7292.0
47.5°	732.1	942.0	1671.0	2399.6	4296.5	6193.0	7504.9
50°	729.0	936.3	1701.1	2465.9	4445.8	6425.1	7748.5
52.5°	728.5	945.6	1787.6	2629.6	4723.0	6815.8	8012.2
55°	717.6	951.3	1890.7	2829.6	5095.0	7359.8	8486.3
57.5°	684.5	931.6	1997.0	3061.8	5488.3	7914.3	9020.5
60°	633.2	884.0	2084.5	3284.6	5752.5	8220.0	9226.2
62.5°	568.9	800.5	2113.5	3426.0	5745.3	8064.5	9019.0
65°	514.0	713.0	2018.2	3322.9	5454.6	7585.8	8609.1
67.5°	465.3	625.4	1779.9	2933.8	4931.8	6929.3	8087.8
70°	430.1	567.9	1472.6	2377.3	4277.4	6176.9	7484.2
72.5°	407.8	540.4	1200.6	1860.2	3471.1	5081.5	6401.8
75°	377.2	497.4	942.0	1386.1	2656.6	3927.1	4835.4
77.5°	320.2	419.2	709.9	1000.6	1949.3	2897.5	3362.8
80°	247.2	323.8	488.1	652.4	1341.5	2030.6	2292.8
82.5°	176.2	225.9	295.9	365.8	891.2	1416.1	1437.9
85°	108.8	131.6	169.4	207.3	589.7	972.1	809.9
87.5°	58.6	70.0	89.6	108.8	188.6	268.4	154.4
90°	0.0	0.0	0.0	0.0	0.0	0.0	0.0
92.5°	0.0	0.0	0.0	0.0	0.0	0.0	0.0
95°	0.0	0.0	0.0	0.0	0.0	0.0	0.0
97.5°	0.0	0.0	0.0	0.0	0.0	0.0	0.0
100°	0.0	0.0	0.0	0.0	0.0	0.0	0.0
102.5°	0.0	0.0	0.0	0.0	0.0	0.0	0.0
105°	0.0	0.0	0.0	0.0	0.0	0.0	0.0
107.5°	0.0	0.0	0.0	0.0	0.0	0.0	0.0



REPORT NUMBER: P387035  
 CATALOG NUMBER: GWC-SA2D-730-U-SLL

**CANDELA DISTRIBUTION (continued):**

	330°	335°	340°	345°	350°	355°	360°
112.5°	0.0	0.0	0.0	0.0	0.0	0.0	0.0
115°	0.0	0.0	0.0	0.0	0.0	0.0	0.0
117.5°	0.0	0.0	0.0	0.0	0.0	0.0	0.0
120°	0.0	0.0	0.0	0.0	0.0	0.0	0.0
122.5°	0.0	0.0	0.0	0.0	0.0	0.0	0.0
125°	0.0	0.0	0.0	0.0	0.0	0.0	0.0
127.5°	0.0	0.0	0.0	0.0	0.0	0.0	0.0
130°	0.0	0.0	0.0	0.0	0.0	0.0	0.0
132.5°	0.0	0.0	0.0	0.0	0.0	0.0	0.0
135°	0.0	0.0	0.0	0.0	0.0	0.0	0.0
137.5°	0.0	0.0	0.0	0.0	0.0	0.0	0.0
140°	0.0	0.0	0.0	0.0	0.0	0.0	0.0
142.5°	0.0	0.0	0.0	0.0	0.0	0.0	0.0
145°	0.0	0.0	0.0	0.0	0.0	0.0	0.0
147.5°	0.0	0.0	0.0	0.0	0.0	0.0	0.0
150°	0.0	0.0	0.0	0.0	0.0	0.0	0.0
152.5°	0.0	0.0	0.0	0.0	0.0	0.0	0.0
155°	0.0	0.0	0.0	0.0	0.0	0.0	0.0
157.5°	0.0	0.0	0.0	0.0	0.0	0.0	0.0
160°	0.0	0.0	0.0	0.0	0.0	0.0	0.0
162.5°	0.0	0.0	0.0	0.0	0.0	0.0	0.0
165°	0.0	0.0	0.0	0.0	0.0	0.0	0.0
167.5°	0.0	0.0	0.0	0.0	0.0	0.0	0.0
170°	0.0	0.0	0.0	0.0	0.0	0.0	0.0
172.5°	0.0	0.0	0.0	0.0	0.0	0.0	0.0
175°	0.0	0.0	0.0	0.0	0.0	0.0	0.0
177.5°	0.0	0.0	0.0	0.0	0.0	0.0	0.0
180°	0.0	0.0	0.0	0.0	0.0	0.0	0.0

Signify Classified - Internal  
Cooper Lighting Solutions Photometric Lab  
1121 Highway 74 South  
Peachtree City, GA 30269

Scaled Data Report



Report Generated By 670245982

Signify Classified - Internal  
Cooper Lighting Solutions Photometric Lab  
1121 Highway 74 South  
Peachtree City, GA 30269

Scaled Data Report



Signify Classified - Internal  
Cooper Lighting Solutions Photometric Lab  
1121 Highway 74 South  
Peachtree City, GA 30269

Scaled Data Report



Signify Classified - Internal  
Cooper Lighting Solutions Photometric Lab  
1121 Highway 74 South  
Peachtree City, GA 30269

Scaled Data Report







--- HS — SS

Signify Classified - Internal  
Cooper Lighting Solutions Photometric Lab  
1121 Highway 74 South  
Peachtree City, GA 30269

Scaled Data Report



u



110°	0.0	0.0	0.0	0.0	0.0	0.0	0.0	0.0	0.0	0.0	0.0
------	-----	-----	-----	-----	-----	-----	-----	-----	-----	-----	-----

Signify Classified - Internal  
Cooper Lighting Solutions Photometric Lab  
1121 Highway 74 South  
Peachtree City, GA 30269

Scaled Data Report





110°	0.0	0.0	0.0	0.0	0.0	0.0	0.0	0.0	0.0	0.0	0.0
------	-----	-----	-----	-----	-----	-----	-----	-----	-----	-----	-----

Signify Classified - Internal  
Cooper Lighting Solutions Photometric Lab  
1121 Highway 74 South  
Peachtree City, GA 30269

Scaled Data Report





110°	0.0	0.0	0.0	0.0	0.0	0.0	0.0	0.0	0.0	0.0	0.0
------	-----	-----	-----	-----	-----	-----	-----	-----	-----	-----	-----

Signify Classified - Internal  
Cooper Lighting Solutions Photometric Lab  
1121 Highway 74 South  
Peachtree City, GA 30269

Scaled Data Report







110°	0.0	0.0	0.0	0.0	0.0	0.0	0.0	0.0	0.0	0.0	0.0
------	-----	-----	-----	-----	-----	-----	-----	-----	-----	-----	-----

Signify Classified - Internal  
Cooper Lighting Solutions Photometric Lab  
1121 Highway 74 South  
Peachtree City, GA 30269

Scaled Data Report





110°	0.0	0.0	0.0	0.0	0.0	0.0	0.0	0.0	0.0	0.0	0.0
------	-----	-----	-----	-----	-----	-----	-----	-----	-----	-----	-----

Signify Classified - Internal  
Cooper Lighting Solutions Photometric Lab  
1121 Highway 74 South  
Peachtree City, GA 30269

Scaled Data Report





110°	0.0	0.0	0.0	0.0	0.0	0.0	0.0	0.0	0.0	0.0	0.0
------	-----	-----	-----	-----	-----	-----	-----	-----	-----	-----	-----

Signify Classified - Internal  
Cooper Lighting Solutions Photometric Lab  
1121 Highway 74 South  
Peachtree City, GA 30269

Scaled Data Report





110°	0.0	0.0	0.0	0.0	0.0	0.0	0.0
------	-----	-----	-----	-----	-----	-----	-----

Signify Classified - Internal  
Cooper Lighting Solutions Photometric Lab  
1121 Highway 74 South  
Peachtree City, GA 30269

Scaled Data Report



(END OF REPORT)